



**KANSAI PAINT**

# COLOUR FORECAST 2016



# COLOUR TRENDS

At Kansai Paint, we know that the colours we surround ourselves with have a huge influence on our happiness and wellbeing. Choosing colour is a big decision because of this, and not one that's always easy to make.

As one of the world's top paint manufacturers, we're known for setting new standards in our performance and innovation. The unique strength of our brand can be attributed to our unwavering commitment to quality and inspiration, and our 2016 Colour Forecast has been created in this spirit. In it, we continue to celebrate the power that colour has to positively impact our mood, lives and homes. By sharing global trends in this way, we want to make working with colour inspiring, exciting and, most of all, accessible.

Once again this year, we partner with Global Color Research, the colour experts behind MIX magazine, a global thought leader on colour and design trends. Pooling our combined wealth of experience we aim to deliver colour inspiration to the global market in creative and engaging ways.




## COLOUR OF THE YEAR Atlantic Beach B5-B1-1

With the Rio Olympics set to be the defining event of 2016, we have chosen Atlantic Beach as our Colour of the Year from our Inspired Colour. This intense blue is inspired by the coastal energy of the city and is a stimulating, refreshing colour that promotes focus and commands respect.





**ELEMENT** Inspired by the earth, artists and designers look at raw materials in a new light. The mineral beauty of the planet is translated into textural interiors, contrasting rough and smooth, raw and crafted.



**DISCOVERY** We are continually fascinated by the universe, space and beyond. Inspired by this, designers adopt a scientific and thoughtful approach to interiors. These interiors merge natural and industrial elements to create something new and exciting.



**HEIRLOOM** When life is uncertain, we find security and reassurance in the past. Designers speak to this desire by reworking classical motifs for contemporary spaces to inspire feelings of comfort and familiarity.



**CONNECT** Low-tech is the new high-tech and designers are taking a simple approach when it comes to contemporary design. Basic shapes and bright colours are key here, with a playful, freehand style that leads to unpretentious spaces.

# ELEMENT



Element is about our relationship with an ever-changing landscape and the raw beauty of our world. It explores the contrast between the power of this place to sustain life, and the fragility of the balance that results.

Inspired by this dynamic, a palette of soft neutrals, raw surfaces and tonal colour is drawn directly from the earth's layers to create a sense of depth and contrast. This is heightened by graduated effects and distressed finishes, giving a luxurious feeling to this textural theme.



**TOPOGRAPHIC INSPIRATION**  
*Landscape and geology inspire Element's raw aesthetic. Colour treatment mimics rock and stone with chalky tones applied in subtle layers to create a sense of calm transparency.*



**SERENE MOOD**  
*Element's palette of versatile off-grey tones can be combined in a variety of ways to create different moods. Whether you mix all the warm shades, all the cold ones, or a combination, the result will be serenely balanced.*



RAVINE  
62

SAVANNA  
R3-E2-3

REVENGE  
P1-E2-1

EWA  
72

MAMELLO  
B5-A2-1

ALUMINIUM SNOW  
45

WINTER HAVEN  
B2-E2-3

ANTIQUE PETAL  
43

Printed colours may vary from the actual paint colour. For colour accuracy check the corresponding swatch from the Kansai Paint Inspired Colour System using the name and code.



#### *SUBTLE SIMPLICITY*

*Use single colours from Element to create calm, considered spaces like this one, painted with Kansai Paint's PAR Weathercoat. This paint is ideal for outdoor applications like patios because of its dirt resistant and anti-mould properties.*

#### *NEW HORIZONS*

*Be inspired by landscape and combine Element colours to create striking interiors like this feature wall painted with Kansai Paint's PAR Silk. The scrubbable formulation makes it withstand vigorous washing, so creating your space is that much easier, perfect for bedrooms and living areas.*



# DISCOVERY

 **KANSAI PAINT**

Discovery appeals to our collective fascination for the unknown, looking to the outer reaches of the universe for inspiration. With a palette of cool colours and bright accents against a dark night-sky inspired backdrop, this theme is both energetic and pensive.

In Discovery, colour is often applied in ombré finishes to add an atmospheric quality and sense of weightlessness. Alternatively, it can also be expressed in bands and stripes that suggest energy and advancement with a futuristic spirit.




## COLOUR POP

*Discovery is inspired by galactic colours. Blues and purples give the theme a sense of depth while neutrals and a pink pop take it out of this world.*

## LIGHT AND SHADE

*Texture and surface treatment is key to creating this theme's atmosphere feeling. One way of achieving this is by applying colour using ombré and powdery effects to mimic the play of light and shadow.*







VALENTINO ROSE  
R2-A1-2

MELLOW GLOW  
Y3-A1-4

LIGHT BLUE GREEN  
G6-A2-2

JESSIE'S BLUE  
B2-C2-1

MORNING SIGH  
6

BIG BLUE STAR  
P1-A1-1

PURPLE PATH  
P2-A1-3

CHALKBOARD  
P1-E1-1

Printed colours may vary from the actual paint colour. For colour accuracy check the corresponding swatch from the Kansai Paint Inspired Colour System using the name and code.



#### **BOLD BANDS**

*Go graphic with confident stripes of Discovery colours painted with Kansai Paint's GOODY Easy Clean to create a statement wall that's as bold as it is bright. It's smooth pearl finish can turn your home into a sanctuary separated from the chaos of life.*

#### **AIRY INTERIORS**

*Bands of colour don't always have to go all out. This subtle interior was painted with Kansai Paint's GOODY Easy Clean, subtly blending the colours for a contemporary ombré effect that makes the most of the paint's pearl smooth finish.*




# HEIRLOOM



Heirloom is inspired by a heady blend of historical influences to give a sense of heritage and indulgent luxury. The combination of rich colour and texture looks to classicism for its reference points but updates them with a new interpretation for a contemporary audience.


In this theme, the dark sensuous palette is given extra depth with aged surface effects and treatments. Design details take their cues from traditional forms but the colour, scale and materials are re-imagined with a fresh point of view.



*EVOCATIVE COLOUR - Heirloom plays with the balance of light and dark tones to create a dramatic feeling. By including a warm peach tone, the overall mood is lifted and given an inviting edge.*



*ORGANIC INSPIRATION - Taking reference from 17th century Dutch masters, Heirloom draws colour inspiration from still life paintings of fruits and vegetables and the warm glow that suffuses them.*



*BE BALANCED - The moody atmosphere of Heirloom is all about balance with a combination of light and dark tones that gives a classic edge to contemporary interiors.*



NAUTILOUS  
B6-D1-1

DISTANT STORM  
G7-E1-3

PEACH DAWN  
O4-B2-1

RED WINE  
R1-D1-1

BLACK BEAN  
71

BEACH WOOD  
Y3-D2-1

STARLIGHT EXPRESS  
Y5-E1-3

PEAK SEASON  
Y5-B1-3

*Printed colours may vary from the actual paint colour. For colour accuracy check the corresponding swatch from the Kansai Paint Inspired Colour System using the name and code.*





L  
C  
H  
W

J  
H  
C  
w  
ir  
is  
c



#### LIVED IN FINISHES

*Distressed and weathered finishes are key to creating Heirloom's classically-inspired mood, as seen in this feature wall (above) painted with Kansai Paint's PAR Supermatt.*

#### JUST PEACHY

*Heirloom is not only about walls painted in Kansai Paint's PAR Supermatt. This room (left) takes the theme even further with chairs painted with Kansai Paint's PAR Supergloss in colours from the palette. This tough, high gloss finish paint have outstanding weathering and fungus resistance, perfect for applications that require a durable sheen finish.*

*However, if you prefer to enhance the natural wood grain colour, paint it with Kansai Paint's PAR Timbercote, protects your wood against rot, fungus and water absorption for a lasting protection.*





# CONNECT



As a reaction against the cold minimalism that dominates modern design, Connect is upbeat, bold and endlessly confident. With a low-tech approach, it champions the handcrafted and human and is inspired by abstract collage, bold graphics and geometric forms.

With a back-to-basics palette defined by pure and vivid colour, Connect encourages experimentation and playfulness. Colour is treated as a building block to create lively patterns and surfaces and an overriding spirit of optimism is the starting point for truly living spaces.



## GO GEO

*Connect is deeply inspired by the Memphis art movement and its sculptural approach to design with exuberant and confident colour. This bold spirit is translated into geometric motifs that are as structural as they are playful.*







GOLF GREENS  
G4-A1-1

PANORAMA LIGHTS  
Y4-A1-2

LIGHT REFLECTION  
Y6-A2-3

DARK ONYX  
42


RUBY TUESDAY  
R5-B2-2

STRAWBERRY DAIQUIRI  
100

NEW MEADOW  
Y7-A1-3

ATLANTIC BEACH  
B5-B1-1

*Printed colours may vary from the actual paint colour. For colour accuracy check the corresponding swatch from the Kansai Paint Inspired Colour System using the name and code.*





#### DOWN TO DETAIL

*Connect is about an unexpected and playful use of colour. These geometric details express this fun and out of the ordinary approach to design, makes walls application with Kansai Paint's CROWN Emulsion easy.*



#### ALL ABOUT ACCENTS

*With this palette, accent colours are key. These coffee tables, painted with Kansai Paint's CROWN Gloss for a quick dry gloss finish, take colour beyond the walls to add another dimension to the space.*



# PRODUCTS

## EXTERIOR



### ALES Weathercoat Hybrid

- Self-cleaning paint.
- 8 Years Performance Warranty.
- Acrylic with hybrid silicone emulsion.
- Excellent fungal and algae growth resistance.
- Excellent colour retention.
- Tough synthetic finish - washable.
- No added lead or mercury.



### PAR Weathercoat

- 6 Years Performance Warranty.
- 100% Acrylic resins - Withstand tough climate.
- Excellent fungal and algae growth resistance.
- Excellent colour retention.
- No added lead or mercury.
- Low VOC and odour.



### GOODY Weather Top

- 5 Years Performance Warranty.
- Fungal and algae growth resistance.
- Good colour retention.
- Tough synthetic finish.
- Good weathering property.
- No added lead or mercury.
- Low VOC and odour.



### KANSAI Fast-1

- Quick dry.
- No priming.
- Save cost and time.
- For interior and exterior.
- Low VOC and odour.

## INTERIOR



### ALES AB Clean

- Excellent anti-bacterial property.
- High grade paint - Outlast ordinary emulsion.
- Withstand moderate washing.
- Dirty marks can be wiped clean easily.
- Bright, smooth, luxurious finish.
- No added lead or mercury.
- Formaldehyde free.
- Low VOC and odour.



### ALES Anti-MosQ

- Mosquito-repellent properties.
- Stain-less properties.
- High grade emulsion.
- Good washability.
- Bright, smooth, luxurious finish.
- Excellent colour retention.
- No added lead or mercury.



### PAR Silk

- High durability.
- Dirty marks can be wiped out.
- Excellent colour retention.
- No added lead or mercury.
- Low VOC and odour.



### PAR Supermatt

- Excellent anti-bacterial property.
- Excellent hiding power.
- Excellent colour retention.
- No added lead or mercury.
- Low VOC and odour.



### GOODY Easy Clean

- Easy wipe up to 6,000 times.
- Bright, smooth, pearl finish.
- Excellent colour retention.
- No added lead or mercury.
- Low VOC and odour.



### CROWN Emulsion

- Good adhesion property.
- Good hiding power.
- Easy to apply.
- Formaldehyde free.
- No added lead or mercury.
- Low VOC and odour.

## WOOD & METAL



### PAR Supergloss

- Brilliant gloss enamel.
- Outstanding weathering resistance.
- Excellent fungus resistance.
- Excellent colour retention.
- No added lead or mercury.



### CROWN Gloss

- Good brush loading and good sag resistance.
- Quick hard drying - quick recoating.
- Good hiding power.

## TIMBER & ROOFCOTE



### PAR Timbercote

- Excellent resistance against wood rot and mould growth.
- Allows timber to breathe, thus will not blister or crack.
- Filters out UV rays thus reducing degradation of timber.
- Excellent abrasion resistance.
- Long lasting protection and water resistant.



### PAR Heat Reduction Roofcote

- Excellent heat reduction property, up to 5°C reduction.
- Excellent fungal and algae growth resistance.
- Excellent colour retention.
- Tough synthetic finish - washable.
- No added lead or mercury.



### PAR Roofcote

- Restores weathered tiles to their clean, bright & shiny state.
- Excellent fungal and algae growth resistance.
- Excellent colour retention.
- Tough synthetic finish - washable.
- No added lead or mercury.

**TOGETHER,**  
We Paint a More Beautiful World.

**KANSAI PAINT**

[www.kansaimalaysia.com](http://www.kansaimalaysia.com)

Find us on: **KANSAI PAINT ASIA PACIFIC**

KANSAI PAINT ASIA PACIFIC SDN. BHD. (formerly known as Kansai Coatings Malaysia Sdn. Bhd.)

Factory

4, Solok Waja 2, Kawasan Perindustrian Bukit Raja, P.O. Box 159, 41710 Klang, Selangor Darul Ehsan, Malaysia. T +60 (3) 3362 2388 | F +60 (3) 3344 2331

Sales & Marketing Office

9-1 & 9-2, Level 9, Port Tech Tower, Jalan Tiara 3/KU1, Bandar Baru Klang, 41150 Klang, Selangor Darul Ehsan, Malaysia. T +60 (3) 3002 4001 | F +60 (3) 3002 4002